

## Double Swivel Ring Codipro SS DSR



### Product information



Stainless Steel Double Swivel Ring: SS DSR.

Double articulation allows it to line up perfectly with the sling.

From M8 to M30 as standard; for loads from 0.3 t to 3 t.

#### Features:

- Rotatable under load.
- Two ways of tightening:- Allen key or torque wrench (also for external hex)

**Material:** AISI 316 L

**Marking:** According to standard, CE-marked

**Temperature range:** -20°C up to + 200°C

**Standard:** EN 1677-1  
*except grade/WLL*







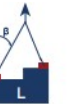



**Safety factor:** 5:1

Part Code	WLL ton	Thread	Torque Nm	A mm	B mm	C mm	D mm	E mm	F mm	G mm	H mm	L1 mm	S1 mm	S2 mm	Weight kg	Delivery time
4215SSDSRM6	0.1	M 6 (x1)	4	32	30	30	39	28	13	53	9.5	15	8	16	0.3	10
4215SSDSRM8	0.3	M 8 (x1.25)	6	32	30	30	39	28	13	53	9.5	16	8	16	0.3	10
4215SSDSRM10	0.5	M 10 (x1.50)	10	32	30	30	39	28	13	53	9.5	16	8	16	0.3	10
4215SSDSRM12	0.8	M 12 (x1.75)	15	32	30	30	39	28	13	53	9.5	19	8	16	0.3	10
4215SSDSRM14	1	M 14 (x2)	30	44	40	45	53	38	17	76	13	29	8	20	0.9	10
4215SSDSRM16	1.4	M 16 (x2)	50	44	40	45	53	38	17	76	13	26	8	20	0.9	10
4215SSDSRM18	1.4	M 18 (x2.5)	70	44	40	45	53	38	17	76	13	30	8	20	1	10
4215SSDSRM20	1.4	M 20 (x2.5)	100	44	40	45	53	38	17	76	13	30	8	20	1	10
4215SSDSRM22	2.2	M 22 (x2.5)	120	62	55	58	83	56	25	115	19	42	14	24	2.5	10
4215SSDSRM24	2.7	M 24 (x3)	160	62	55	58	83	56	25	115	19	42	14	24	2.6	10
4215SSDSRM27	2.8	M 27 (x3)	200	62	55	58	83	56	25	115	19	42	14	24	2.7	10
4215SSDSRM30	3	M 30 (x3,5)	250	62	55	58	83	56	25	115	19	47	14	24	2.8	10

# Lifting table

5:1

max. load in t

METRIC THREADS		Torque (Nm)										
Number of rings			1	2	1	2	2		Asymmetric	3 → 4		
Lifting angle $\beta$			0°	0°	0°	0°	0° → 45°	45° → 60°	Asymmetric	0° → 45°	45° → 60°	Asymmetric
Loading angle $\alpha$			0°	0°	90°	90°	0° → 45°	45° → 60°		0° → 45°	45° → 60°	
SS.DSR M 6	4		0,20	0,40	0,10	0,20	0,14	0,10	0,10	0,21	0,15	0,10
SS.DSR M 8 / SS.FE.DSR M 8	6		0,40	0,80	0,30	0,60	0,42	0,30	0,30	0,63	0,45	0,30
SS.DSR M 10 / SS.FE.DSR M 10	10		0,70	1,40	0,50	1,00	0,70	0,50	0,50	1,05	0,75	0,50
SS.DSR M 12 / SS.FE.DSR M 12	15		0,90	1,80	0,80	1,60	1,12	0,80	0,80	1,68	1,20	0,80
SS.DSR M 14 / SS.FE.DSR M 14	30		1,20	2,40	1,00	2,00	1,40	1,00	1,00	2,10	1,50	1,00
SS.DSR M 16 / SS.FE.DSR M 16	50		1,50	3,00	1,40	2,80	1,96	1,40	1,40	2,94	2,10	1,40
SS.DSR M 18 / SS.FE.DSR M 18	70		1,50	3,00	1,40	2,80	1,96	1,40	1,40	2,94	2,10	1,40
SS.DSR M 20 / SS.FE.DSR M 20	100		1,50	3,00	1,40	2,80	1,96	1,40	1,40	2,94	2,10	1,40
SS.DSR M 22 / SS.FE.DSR M 22	120		2,80	5,60	2,20	4,40	3,08	2,20	2,20	4,62	3,30	2,20
SS.DSR M 24	160		2,80	5,60	2,70	5,40	3,78	2,70	2,70	5,67	4,05	2,70
SS.DSR M 27	200		2,90	5,80	2,80	5,60	3,92	2,80	2,80	5,88	4,20	2,80
SS.DSR M 30	250		3,00	6,00	3,00	6,00	4,20	3,00	3,00	6,30	4,50	3,00

# Blueprint

